


ULE[®] Corning Code 7972 Ultra Low Expansion Glass

ULE[®], Corning Code 7972 Ultra Low Expansion Glass is a titania silicate glass with unique characteristics that has made it the material of choice in applications ranging from machine tool reference blocks to solid and lightweight mirror blanks for astronomical telescopes and space satellite applications. Experts in the semiconductor industry have identified ULE[®] as a “material of choice” for EUV applications.



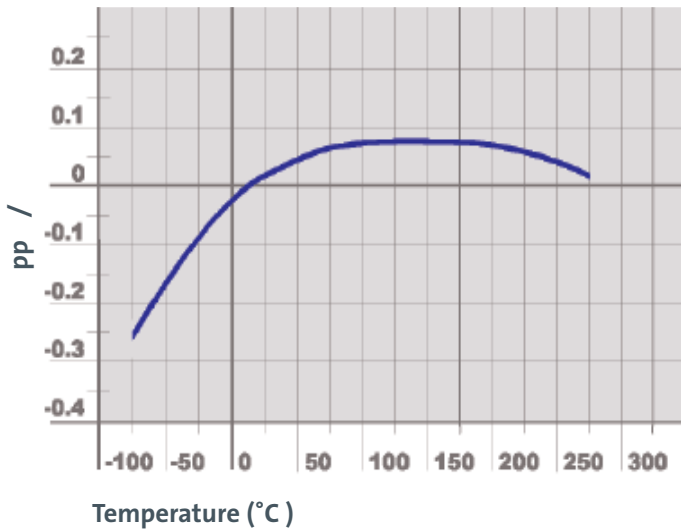
CORNING

CTE Variation and Inclusion Quality Grades:

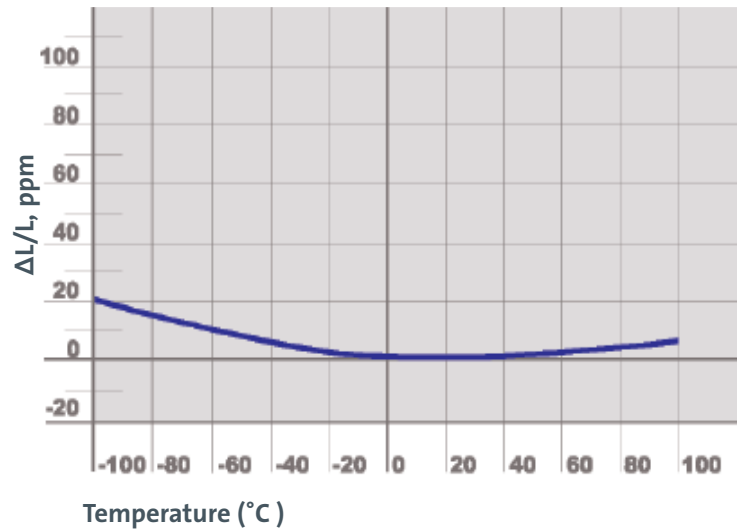
Quality Grade Selection Chart

Grade	Maximum CTE Variation (ppb/°C)		Optical Retardation	Inclusions		
	Radia Range	Axial Range	Birefringence (nm/cm)	Inclusion Quality	Diameter < 20"	Diameter 20" to 56"
Premium Grade	10	10	10	Inclusion Max Mean Diameter Inclusions per cubic inch Avg. no. of inclusions per cubic inch	0.040" 4 0.1	N/A
Mirror Grade	15	15	20	Critical Zone: Inclusion Max Mean Diameter Inclusions per cubic inch Avg. no. of inclusions per cubic inch Non-Critical Zone: Inclusion Max Mean Diameter Inclusions per cubic inch Avg. no. of inclusions per cubic inch	0.040" 4 0.1 0.100" N/S 0.2	0.080" 6 0.2 0.250" N/S 0.6
Standard Grade	15	15	20	Inclusion Max Mean Diameter Inclusions per cubic inch Avg. no. of inclusions per cubic inch	0.100" N/S 0.2	0.250" N/S 0.6
Tooling Grade	N/A	N/A	N/A	N/A	N/A	N/A

Instantaneous CTE



Thermal expansion



Linear Coefficient of Thermal Expansion—CTE

The guaranteed maximum limits for absolute CTE are as follows:

ULE® The mean CTE shall be 0 ± 30 ppb/°C from 5°C to 35°C with a 95% confidence level.

Properties

Unless otherwise stated, all values @ 25°C

Thermal Properties

Mean coefficient of thermal expansion 5°C to 35°C (∞)	$0 \pm 30 \times 10^{-9}/K$ [0 ± 30 ppb/°C]	Mean specific heat (C_p)	767 J/(kg • °C) [0.183 cal/(g • °C)]
Thermal conductivity (K)	1.31 w/(m • °C) [1.13 kcal/(m • hr • °C)]	Strain point	890°C [1634 °F]
Thermal diffusivity (D)	0.0079 cm ² /s	Annealing point	1000°C [1832 °F]
D.C. volume resistivity, 200°C 100Hz (R)	$10^{11.6}$ ohm • cm	Softening point	1490°C [2714 °F]

Mechanical Properties

Poisson's ratio (ν)	0.17	Specific stiffness (E/ρ)	3.12×10^6 m [1.23 x 10 ⁸ in.]
Ultimate tensile stress (MOR)	49.8 MPa [7220 psi]	Shear Modulus (G)	29.0 GPa [4.20 x 10 ⁶ psi]
Knoop Hardness, 200 g load	460 kg/mm ²	Bulk Modulus (K)	34.1 GPa [4.95 x 10 ⁶ psi]
Density (ρ)	2.21 g/cm ³ [0.079 lbs./in ³]	Elastic Modulus (E)	67.6 GPa [9.80 x 10 ⁶ psi]

Optical Properties

Stress Optical Coefficient	4.15 (nm/cm)/(kg/cm ³) [0.292(nm/cm)psi]	Abbe' Number (v_d)	53.1
Refractive index (nominal CTE material)	n_F (486 nm) 1.4892 n_D (589 nm) 1.4828 n_C (656 nm) 1.4801	dn/dt	20-40°C 10.68 x 10 ⁻⁶ /°C 40-60°C 11.24 x 10 ⁻⁶ /°C

Chemical durability:

- Excellent resistance to weathering.
- Exhibits virtually no surface clouding or electrical surface leakage when subject to attack by water, sulfur dioxide, and atmospheric gases.
- High resistance to attack by nearly all chemical agents.

Solution @ 95°C	Test duration	Weight loss
5% HCl	24 hrs.	<0.01 mg/cm ²
5% NaOH	6 hrs.	0.9 mg/cm ²
.02N Na ₂ CO ₃	6 hrs.	0.02 mg/cm ²
5% H ₂ SO ₄	24 hrs.	<0.01 mg/cm ²
H ₂ O	24 hrs.	<0.01 mg/cm ²

- CTE verification is achieved through a non destructive ultrasonic method.
- Stability: Excellent long term dimensional stability at room temperature. No residual figure change when taking a blank from 350°C to a water quench.
- Delayed elastic effect —There has been no measurable delayed elastic effect in ULE. This is an important consideration when large strain is present during fabrication or when environmental loading is present, such as during gravity release or dynamic control of active optics.
- No measurable hysteresis results from thermal cycling of ULE regardless of the rate of temperature change.

Notes:

- Critical Zone — a quality layer typically extending to a depth of 0.200" below the surface specified by the customer for finishing.
- Non-Critical Zone — all glass outside the critical zone:
 - Inclusions with 0.005" or smaller mean diameter are disregarded.
 - Mirror and standard grades available in sizes up to 58" diameter or to quote larger sizes to customer specs.
 - Tooling grade available. Please contact Corning for availability.

*We are here to help you specify the best product for your application.
For further information, please contact:*

Worldwide Accessibility

United States/Canada sales office

Corning Incorporated
Semiconductor Optics Business
334 County Route 16
Canton, NY 13617
t: 315.379.3600
f: 315.379.3317
e-mail: hpfs@corning.com

Corning Korea Company Ltd.
10th Floor, Kukje Center Bldg.
191, Hangangro 2-Ka
Yongsan-Ku
Seoul, Korea 140-702
t: 82.2.796.9500
f: 82.2.796.9300

European Sales Office

Corning GmbH
Corning International
Abraham-Lincoln-Strasse 30
D-65189 Wiesbaden, Germany
t: 49.611.7366.100
f: 49.611.7366.143
e-mail: CIgermany@corning.com

Corning Glass Taiwan Co. Ltd.
Room # 1023, 12F
No. 205
Tun Hua North Road
Taipei, Taiwan
t: 886.2.2716.0338
f: 886.2.2716.0339

Asia Sales Offices

Corning International K.K.
Akasaka Intercity, 6th Floor
1-11-44, Akasaka, Minato-Ku
Tokyo, 107-0052, Japan
t: 81.3.3586.1051
f: 81.3.5114.0298

Australia Sales Office

Corning International Australia
Suite 18
12, Tryon Road
Lindfield, NSW 2070
Australia
t: 61.2.9416.0492
f: 61.2.9416.0493

Corning International
1 Kim Seng Promenade
#12-12
GreatWorld City
West Tower
Singapore 237994
Republic of Singapore
t: 65.733.6511
f: 65.861.7310

World Headquarters

Corning Incorporated
One Riverfront Plaza
Corning, New York 14831-0001
t: 607.974.9000

The information contained herein is based upon data considered to be accurate. However, no warranty is expressed or implied regarding the performance of this product. The only applicable warranties are those that are set out in a contract or purchase.

Corning Incorporated

Corning Advanced Optics
334 County Rt. 16
Canton, New York 13617

Customer Service: t: 315-379-3600
f: 315-379-3317

ULE® is a registered trademark of Corning Incorporated
For E-mail inquiries contact: Hpfs@corning.com
Visit us on the web: www.corning.com/ule

© 2008 Corning Incorporated